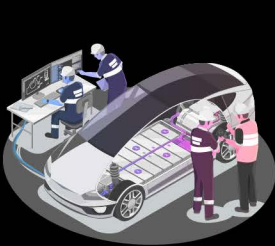


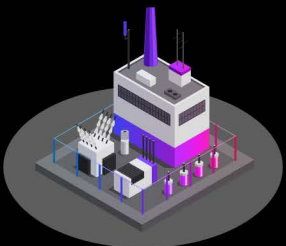
EV Infrastructure Status for Regulators

Is your state well positioned to support utility efforts to address growing EV demand and achieve electrification goals?

The ecosystem surrounding electric vehicles (EVs) is complex, and **the role of utilities is critically important** to the growth of EV adoption and broader electrification across the country.



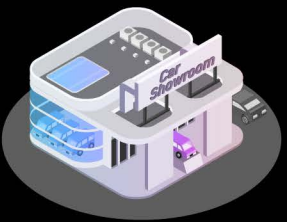
AUTOMAKERS



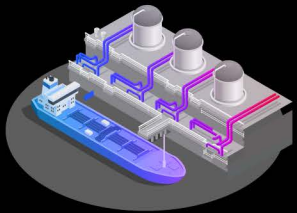
UTILITIES



FINANCE



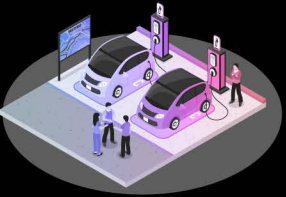
AUTO RETAIL



PETROCHEM



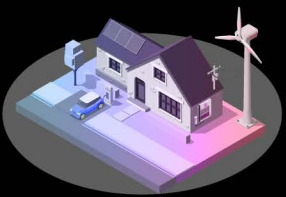
COMMERCIAL RETAIL



CHARGING PROVIDER



GOVERNMENT



CONSUMER

Imagine if your lights didn't turn on 20% of the time when you flipped the switch.

1 in 5



1 in 5 visits to a public charger ends without charging, often due to reliability/lack of maintenance.

EV Market Landscape by the Numbers

Consumer EV **consideration and adoption rates** are growing...

OVER
25%



Over 25% of new vehicle shoppers are very likely to consider buying an EV in the next 12 months

49%



49% of EV owners are not aware of any programs offered by their utility provider.

Money saving programs and incentives offered by utility providers are critical contributors in consumers' decision to purchase an EV.

96%



Once in an EV, **96%** of owners are likely to purchase another EV for their next vehicle purchase

J.D. POWER

Where Does EV Infrastructure Stand Today?



24.5 out of **100**

Current J.D. Power EV Index data shows an infrastructure score of only 24.5 out of 100.

A score of 100 means EV infrastructure is at parity to a gas fueling customer experience.

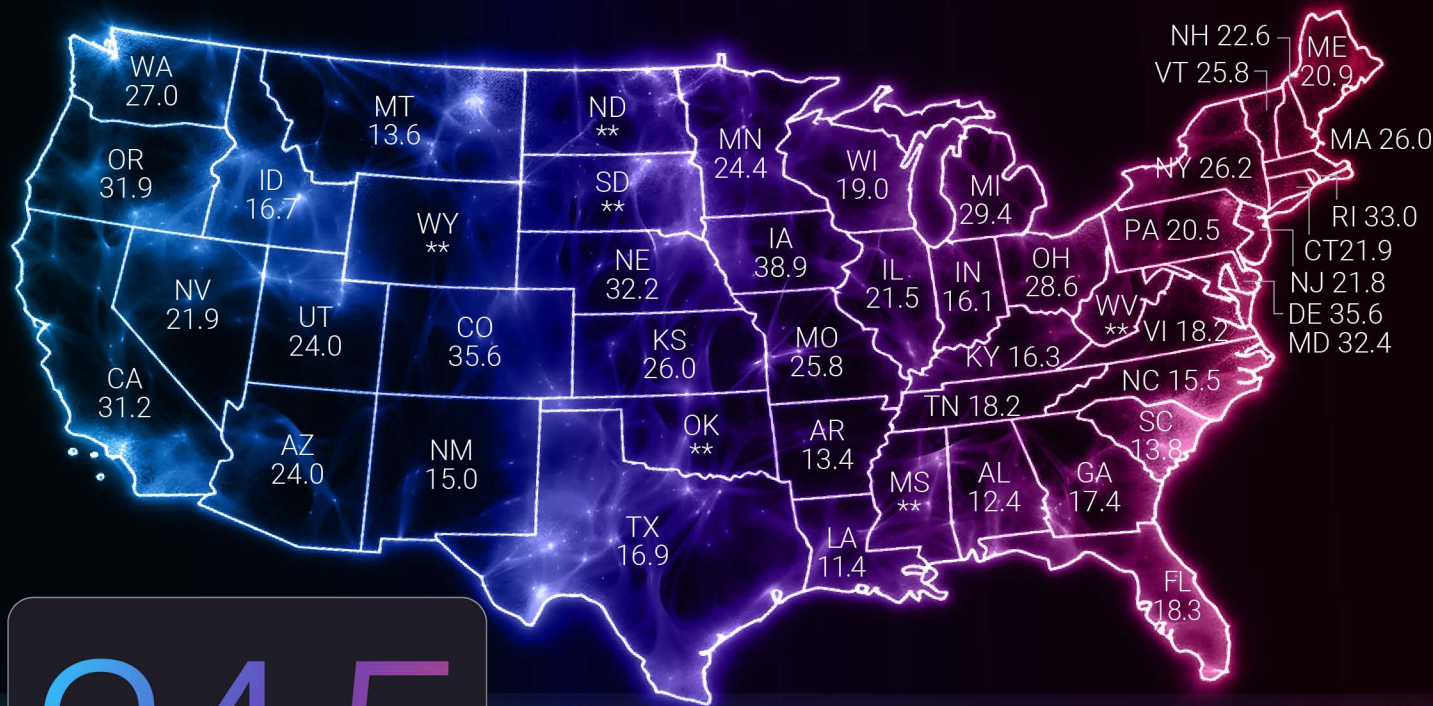
In order for utilities to effectively support infrastructure growth to meet demand, they need data and insights for their specific service territories down to the **zip code level**.

**J.D. Power EV Index is a measure of the industry transition from ICE to EVs based on six core elements*

J.D. POWER

Tracking EV Charging Readiness

Is your state on a path to meeting EV charging demand?



24.5

Infrastructure Score
National Average

ESSENTIAL EV METRICS: A COMPREHENSIVE VIEW

Scores factor in the availability of public EV charging, convenience of locations and time required to charge, all reconciled with consumer behavior and EV parc demand.

TAKING ACTION

Data is available at the zip code and utility service territory levels, updated on a monthly basis to monitor changing trends and support strategic planning.

LOOKING AHEAD

Understanding your state EV Infrastructure score is critical to assessing progress towards utility electrification efforts.

Data as of September 2023

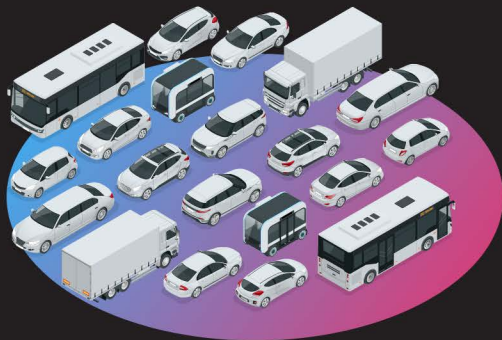
**States with less than 10,000-unit and/or 0.2% EV parc are suppressed

J.D. POWER

Public charger growth is not keeping up with EV demand, as EV parc is growing 3x as fast as public charging capacity growth.

Is there an expectation for number of EVs on the road by 2030 in your state?

Do utilities in your state have the critical data and insights they need to keep up with demand and reach these goals?



J.D. Power Can Help.

Benchmark service territory data and performance


Plan for the mass transition to EVs by understanding market trends at the zip code level

Educate utility customers to drive EV awareness and adoption

Understand the EV ownership experience to inform utility residential program design, optimize EV infrastructure investments and improve customer satisfaction

Provide tools to inform and evaluate fleet electrification

J.D. POWER



Our suite of solutions and intelligence is tracking millions of data points. In fact:

The J.D. Power EV Index has been selected by the **U.S. Department of Energy** to help establish benchmarks and monitor ongoing development of EV infrastructure nationwide.



J.D. POWER



J.D. POWER

UTILITIES INTELLIGENCE

To move EV infrastructure forward, every state has work to do. Regulator support in these vital initiatives can help drive significant change.

Discover how J.D. Power can help utilities in your region.

CONTACT US TO LEARN MORE